

Town of Bayview Ad Valorem
Balance Sheet
As of January 31, 2026

	<u>Jan 31, 26</u>
ASSETS	
Current Assets	
Checking/Savings	
RALLY CREDIT UNION	224,664.91
FCB Advalorem	184,644.09
Total Checking/Savings	409,309.00
Accounts Receivable	
AD VALOREM TAX(ES)	10,759.66
Total Accounts Receivable	10,759.66
Total Current Assets	420,068.66
Fixed Assets	
BUILDING(S)	35,463.23
INFRASTRUCTURE	638,323.42
LAND	52,234.45
MACHINERY & EQUIPMENT	26,085.97
Total Fixed Assets	752,107.07
TOTAL ASSETS	<u>1,172,175.73</u>
LIABILITIES & EQUITY	
Liabilities	
Current Liabilities	
Other Current Liabilities	
Deferred Revenue	10,759.66
Total Other Current Liabilities	10,759.66
Total Current Liabilities	10,759.66
Total Liabilities	10,759.66
Equity	
NET INVESTMENT of CAPITAL ASSET	713,754.19
Fund Balance	3,463.84
Retained Earnings	297,910.25
Net Income	146,287.79
Total Equity	1,161,416.07
TOTAL LIABILITIES & EQUITY	<u>1,172,175.73</u>

**Town of Bayview Ad Valorem
 Balance Sheet
 As of January 31, 2026**

	Jan 31, 26
ASSETS	
Current Assets	
Checking/Savings	
RALLY CREDIT UNION	
Rally Credit Union xxx8070	122,530.86
Rally Credit Union xxx8062	102,109.05
Rally Credit Union xxx8054	25.00
Total RALLY CREDIT UNION	224,664.91
FCB Advalorem	184,644.09
Total Checking/Savings	409,309.00
Accounts Receivable	
AD VALOREM TAX(ES)	10,759.66
Total Accounts Receivable	10,759.66
Total Current Assets	420,068.66
Fixed Assets	
BUILDING(S)	
Accumulated Depreciation- BLDG	-8,221.00
BUILDING(S) - Other	43,684.23
Total BUILDING(S)	35,463.23
INFRASTRUCTURE	
Accumulated Depreciation- INFRA	-1,154,071.00
ROAD/BRIDGE-Maint,Repair&Constr	12,606.46
INFRASTRUCTURE - Other	1,779,787.96
Total INFRASTRUCTURE	638,323.42
LAND	
OFFICE - Land and Building	247.45
LAND - Other	51,987.00
Total LAND	52,234.45
MACHINERY & EQUIPMENT	
Accumulated Depreciation- EQUIP	-1,476.00
MACHINERY & EQUIPMENT - Other	27,561.97
Total MACHINERY & EQUIPMENT	26,085.97
Total Fixed Assets	752,107.07
TOTAL ASSETS	1,172,175.73
LIABILITIES & EQUITY	
Liabilities	
Current Liabilities	
Other Current Liabilities	
Deferred Revenue	10,759.66
Total Other Current Liabilities	10,759.66
Total Current Liabilities	10,759.66
Total Liabilities	10,759.66
Equity	
NET INVESTMENT of CAPITAL ASSET	713,754.19
Fund Balance	3,463.84
Retained Earnings	297,910.25
Net Income	146,287.79
Total Equity	1,161,416.07
TOTAL LIABILITIES & EQUITY	1,172,175.73

TOWN of BAYVIEW

Ad Valorem

January 31, 2026

FUNDS on RESERVE:

as of January 09, 2026

\$224,664.91

need to COLLECT...

66.67%

STATUS INCOME	ANNUAL BUDGET	ACTUAL	DIFFERENCE (\$)	DIFFERENCE (%)
▼ AD VALOREM TAXES	\$170,000.00	\$154,496.93	(\$15,503.07)	-9%
▼ INTEREST	\$5,000.00	\$888.55	(\$4,111.45)	-82%
TRANSFER from GENERAL	\$0.00	\$0.00	\$0.00	
▼ TOTAL INCOME	\$175,000.00	\$155,385.48	(\$19,614.52)	-11.21%

Straight forward SPENDING at...

33.33%

STATUS OPERATING	BUDGET	ACTUAL	DIFFERENCE (\$)	(%) BUDGET SPENT
CAPITAL IMPROVEMENT				
Office Improvements - Land & Building				
▲ Land & Building	\$5,000.00	\$0.00	\$5,000.00	0%
▲ Maintenance Expenses	\$1,000.00	\$0.00	\$1,000.00	0%
▼ Road/Bridge -Maint, Repair & Constr	\$163,250.00	\$10,750.00	\$152,500.00	6.58%
▼ TAX ADMINISTRATION FEES (CCAD)	\$2,750.00	\$717.75	\$2,032.25	26%
TWIA INSURANCE	\$3,000.00	\$0.00	\$3,000.00	0%
TOTAL EXPENSES	\$175,000.00	\$11,467.75	\$163,532.25	6.55%

TOWN of BAYVIEW

Ad Valorem

January 31, 2026

INCOME

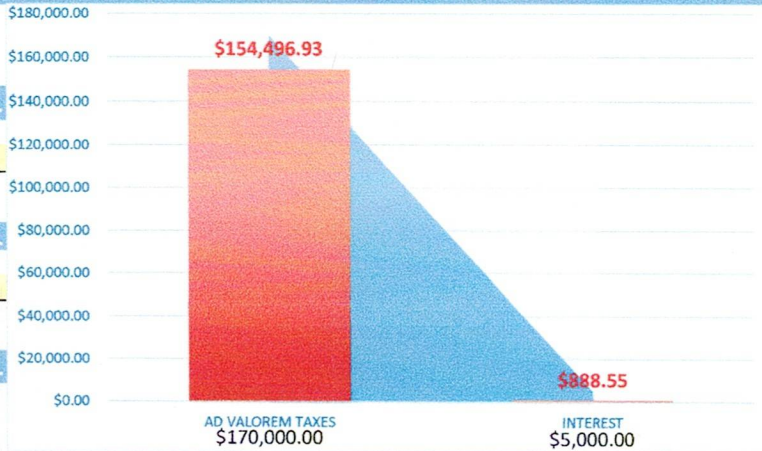
FUNDS on RESERVE \$224,664.91

INCOME COMPARISON

AD VALOREM TAXES	BUDGET	ACTUAL
	\$170,000.00	\$154,496.93
	\$170,000.00	\$154,496.93

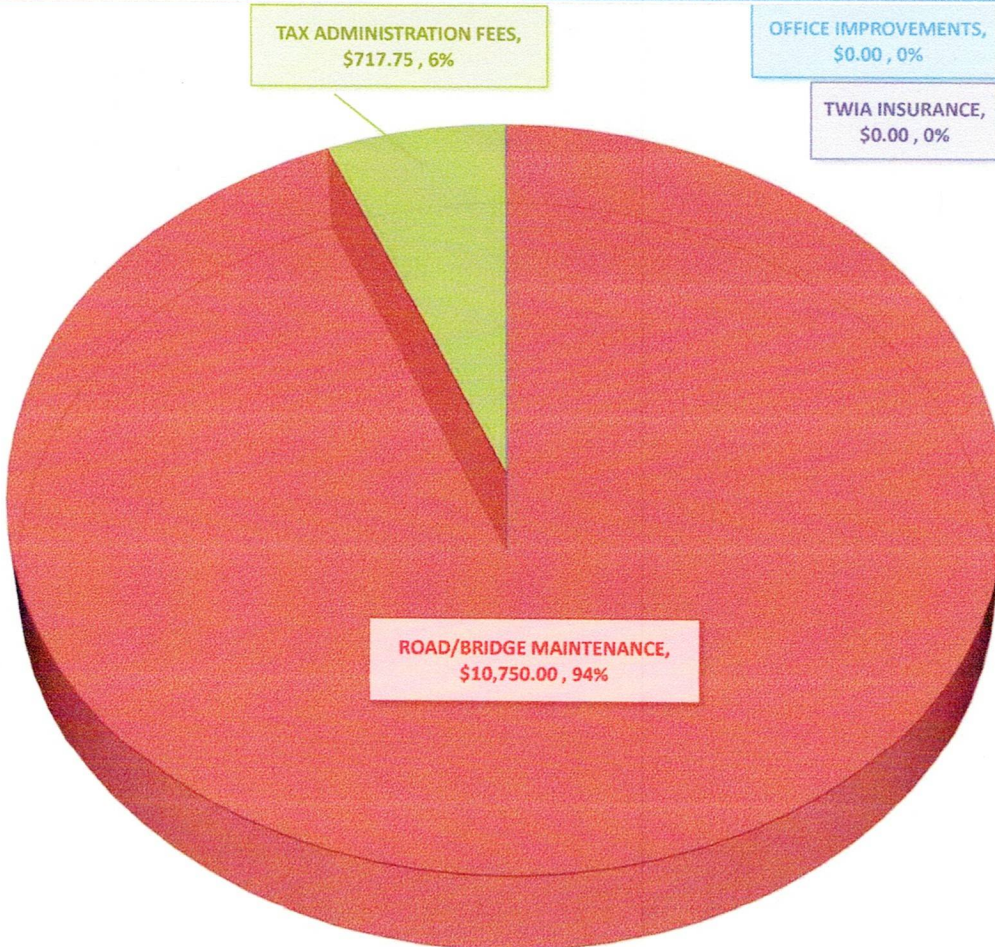
INTEREST	BUDGET	ACTUAL
	\$5,000.00	\$888.55
	\$5,000.00	\$888.55

Total Income	BUDGET	ACTUAL
	\$175,000.00	\$155,385.48



EXPENSES

% of Actual Expenses from the Annual Expense Budget



CAPITAL IMPROVEMENTS	
Office Improvements	\$0.00
Road/Bridge Maintenance	\$10,750.00
EMERGENCY MANAGEMENT FUND	
	\$0.00
TAX ADMIN. FEES	\$717.75
TWIA INSURANCE	\$0.00
\$	11,467.75

Town of Bayview
Balance Sheet
As of January 31, 2026

	Jan 31, 26
ASSETS	
Current Assets	
Checking/Savings	
BANK	
*FCB General Account ***9381	45,270.17
FCB Emergency Management Account	107,018.10
Total BANK	152,288.27
Total Checking/Savings	152,288.27
Accounts Receivable	
Accounts Receivable	220.75
Total Accounts Receivable	220.75
Total Current Assets	152,509.02
TOTAL ASSETS	152,509.02
LIABILITIES & EQUITY	
Liabilities	
Current Liabilities	
Other Current Liabilities	
PAYROLL LIABILITIES	
Federal Withholding	-0.01
Medicare 1.45% (employee)	-0.01
Social Security 6.2% (employee)	-0.01
Total PAYROLL LIABILITIES	-0.03
Total Other Current Liabilities	-0.03
Total Current Liabilities	-0.03
Total Liabilities	-0.03
Equity	
Fund Balance	154,632.05
Net Income	-2,106.30
Total Equity	152,525.75
TOTAL LIABILITIES & EQUITY	152,525.72

TOWN of BAYVIEW
General Fund

January 31, 2026

need to COLLECT...

66.67%

STATUS INCOME	ANNUAL BUDGET	ACTUAL	DIFFERENCE (\$)	DIFFERENCE (%)
▼ AEP FRANCHISE TAX	\$15,000.00	\$5,590.80	(\$9,409.20)	-62.7%
▼ MISC FRANCHISE	\$200.00	\$68.17	(\$131.83)	-65.9%
▼ TEXAS COMPTROLLER	\$41,750.00	\$15,194.73	(\$26,555.27)	-63.61%
▼ INTEREST	\$1,250.00	\$406.12	(\$843.88)	-67.5%
▼ BUILDING PERMIT FEES	\$34,000.00	\$9,996.03	(\$24,003.97)	-70.6%
▼ REGISTRATION FEES	\$500.00	\$50.00	(\$450.00)	-90.0%
▼ MISC. INCOME (Child Safety)	\$800.00	\$12.99	(\$787.01)	-98.4%
▼ TOTAL INCOME	\$93,500.00	\$31,318.84	(\$62,181.16)	-66.50%

Straight forward SPENDING at...

33.33%

STATUS OPERATING	BUDGET	ACTUAL	DIFFERENCE (\$)	(%) BUDGET SPENT
▼ AUDIT	\$9,500.00	\$9,200.00	\$300.00	97%
BUILDING & STANDARD	\$500.00	\$0.00	\$500.00	0%
▼ DUES / Subscriptions	\$2,500.00	\$1,106.35	\$1,393.65	44.25%
ELECTION EXPENSES	\$0.00	\$0.00	\$0.00	
▼ INSURANCE - TML (Liability, WC)	\$6,200.00	\$4,466.84	\$1,733.16	72%
LEGAL & PROFESSIONAL	\$4,000.00	\$0.00	\$4,000.00	0.00%
MAYOR CONTINGENCY FUND	\$300.00	\$0.00	\$300.00	0%
OFFICE EXPENSES				
▼ Office Supplies & Equipment	\$3,600.00	\$519.37	\$3,080.63	14.43%
Postage & Delivery	\$150.00	\$0.00	\$150.00	0.00%
Website Domain (Go Daddy)	\$895.00	\$0.00	\$895.00	0.00%
PAYROLL EXPENSES				
▼ Secretarial	\$15,800.00	\$5,287.82	\$10,512.18	33.47%
▼ BookKeeper	\$7,000.00	\$2,332.00	\$4,668.00	33.31%
▼ Building Inspector	\$23,200.00	\$7,732.00	\$15,468.00	33.33%
▼ Fuel Reimbursement	\$1,800.00	\$600.00	\$1,200.00	33.33%
50% Variable Salary (over \$23,500 in Bldg Permits)	\$5,250.00	\$0.00	\$5,250.00	0.00%
OSSF Inspector	\$3,600.00	\$0.00	\$3,600.00	0.00%
▼ PAYROLL TAXES (employer portion)	\$3,905.00	\$1,174.43	\$2,730.57	30.08%
PUBLIC NOTICES	\$400.00	\$0.00	\$400.00	0.00%
UTILITIES				
▼ Electricity	\$1,000.00	\$149.49	\$850.51	14.95%
▼ Internet (StarLink)	\$1,800.00	\$480.00	\$1,320.00	26.67%
▼ Telephone	\$1,300.00	\$740.68	\$559.32	56.98%
▼ Water	\$800.00	\$341.48	\$458.52	42.69%
▼ OTHER / MISC. EXPENSES	\$500.00	\$4.57		0.91%
Merchant Fees & Misc Expenses				
TOTAL EXPENSES	\$94,000.00	\$34,135.03	\$59,369.54	36.31%

EMERGENCY MANAGEMENT FUND:

\$107,018.10

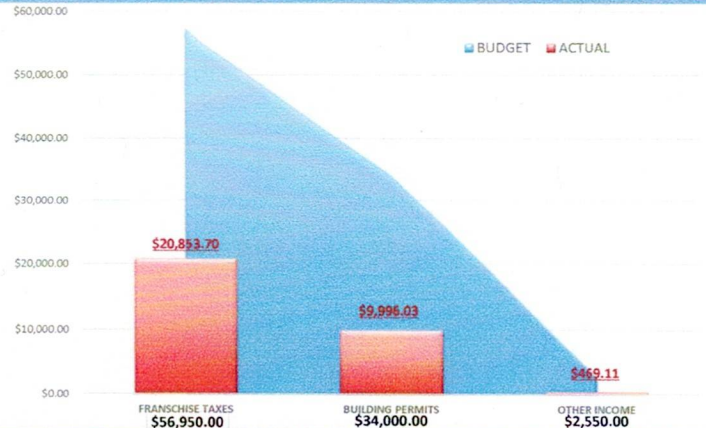
TOWN of BAYVIEW General Fund

January 31, 2026

INCOME

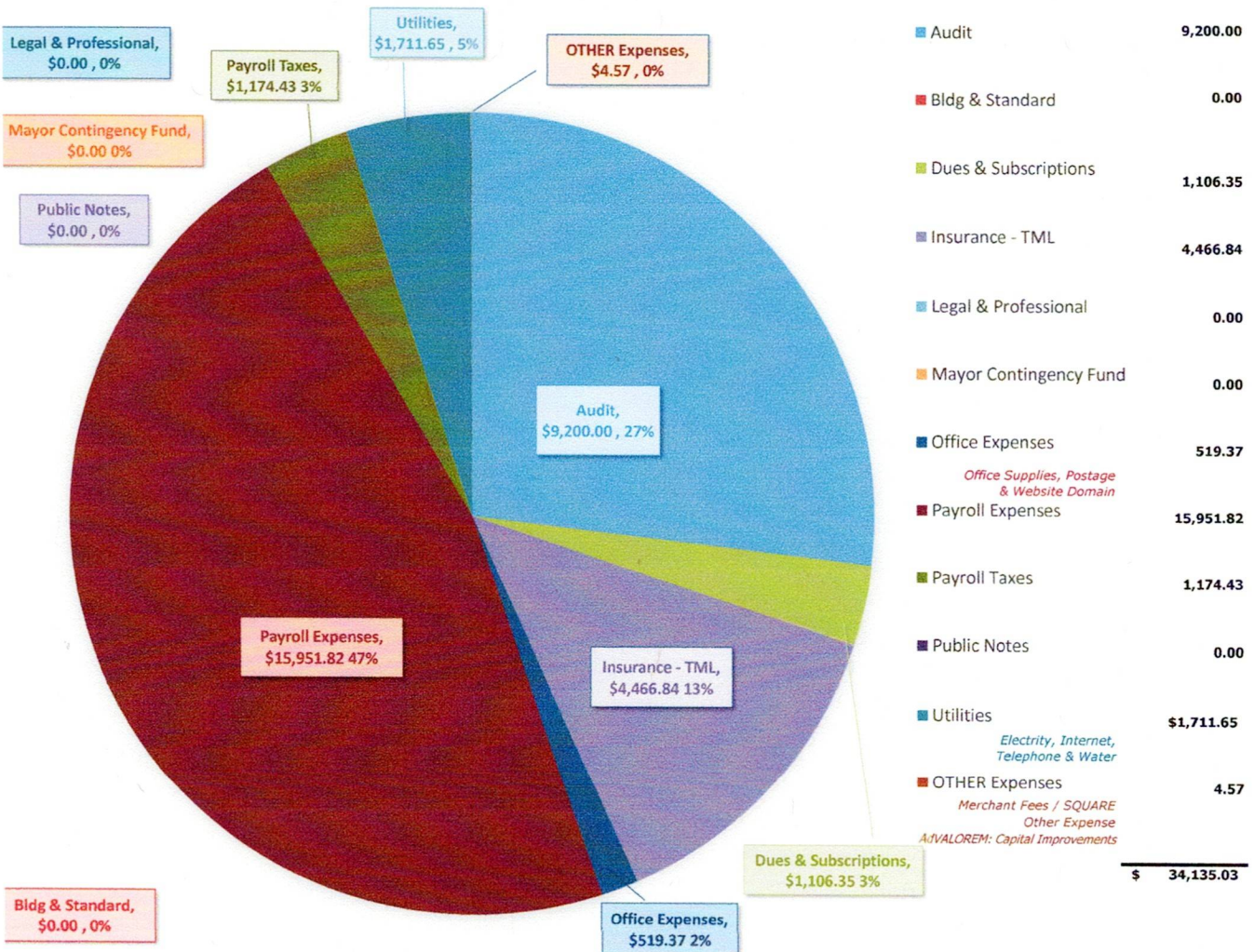
	BUDGET	ACTUAL
FRANCHISE TAXES		
AEP	\$15,000.00	\$5,590.80
SBC, Verizon, etc	\$200.00	\$68.17
Texas Comptroller	\$41,750.00	\$15,194.73
	\$56,950.00	\$20,853.70
BUILDING PERMITS		
Building Permits	\$34,000.00	\$9,696.03
OSSF		\$300.00
	\$34,000.00	\$9,996.03
OTHER INCOME		
Interest	\$1,250.00	\$406.12
Misc Income	\$800.00	\$12.99
Registration Fee	\$500.00	\$50.00
	\$2,550.00	\$469.11
TOTAL INCOME	93,500.00	\$31,318.84

INCOME COMPARISON



EXPENSES

% of Actual Expenses from the Annual Expense Budget



4:11 PM
02/06/26

Town of Bayview
Transaction Detail By Account
October 2025 through January 2026

Accrual Basis

Type	Date	Num	Name	Memo	Amount	Balance
DUES / Subscriptions						
Check	10/05/2025	ACH	GMASS	Subscription for mass e-mails	25.00	25.00
Check	10/07/2025	ACH	QuickBooks	New Rate Notes Attached	79.35	104.35
Check	11/06/2025		GMASS	Subscription for mass e-mails	25.00	129.35
Check	11/07/2025	ACH	QuickBooks	New Rate Notes Attached	79.35	208.70
Check	12/06/2025		GMASS	Subscription for mass e-mails	25.00	233.70
Check	12/08/2025	ACH	QuickBooks	New Rate Notes Attached	79.35	313.05
Check	12/12/2025	3510	TML - Texas Munic...	Account # C-1515 / League Service 02/01/2026...	684.00	997.05
Check	01/06/2026		GMASS	Subscription for mass e-mails	29.95	1,027.00
Check	01/07/2026	ACH	QuickBooks	New Rate Notes Attached	79.35	1,106.35
Total DUES / Subscriptions					1,106.35	1,106.35
TOTAL					1,106.35	1,106.35

TELEPHONE						
▶ Check	10/25/2025	ACH	LINGO Communications	Customer # 412365372	151.57	151.57 ◀
Check	11/24/2025	ACH	LINGO Communications	Customer # 412365372	151.57	303.14
Check	12/25/2025	ACH	LINGO Communications	Customer # 412365372	151.57	454.71
Check	01/25/2026	ACH	LINGO Communications	Customer # 412365372	151.57	606.28
Check	01/28/2026		Ooma Inc.	NEED INFO	127.51	733.79
Check	01/29/2026		Ooma Inc.	NEED INFO	6.89	740.68
Total TELEPHONE					740.68	740.68
Total UTILITIES					740.68	740.68
TOTAL					740.68	740.68

WATER						
▶ Check	10/02/2025	ACH	East Rio Hondo Wa...	confirmation #	47.74	47.74 ◀
Check	11/03/2025	ACH	East Rio Hondo Wa...	confirmation #	47.74	95.48
Check	12/02/2025	ACH	East Rio Hondo Wa...	confirmation #	47.74	143.22
Check	01/02/2026	ACH	East Rio Hondo Wa...	confirmation #	47.74	190.96
Check	01/30/2026	3521	Bayview Irrigation...	Block Q Townsite / 5 acres irrig...	150.52	341.48
Total WATER					341.48	341.48
Total UTILITIES					341.48	341.48
TOTAL					341.48	341.48