

Balance Sheet

As of June 30, 2023

	Jun 30, 23
ASSETS	
Current Assets	
Checking/Savings	
Town of Bayview Advalorem Bank	454,079.62
Total Checking/Savings	454,079.62
Accounts Receivable	
AD VALOREM TAX(ES)	9,153.23
Total Accounts Receivable	9,153.23
Total Current Assets	463,232.85
Fixed Assets	
BUILDING(S)	37,307.23
INFRASTRUCTURE	731,039.44
LAND	52,234.45
MACHINERY & EQUIPMENT	
Accumulated Depreciation- EQUIP	-876.00
MACHINERY & EQUIPMENT - Other	2,063.00
Total MACHINERY & EQUIPMENT	1,187.00
Total Fixed Assets	821,768.12
TOTAL ASSETS	1,285,000.97
LIABILITIES & EQUITY	
Liabilities	
Current Liabilities	
Other Current Liabilities	
Deferred Revenue	9,153.23
Total Other Current Liabilities	9,153.23
Total Current Liabilities	9,153.23
Total Liabilities	9,153.23
Equity	
NET INVESTMENT of CAPITAL ASSET	819,755.19
Fund Balance	4,656.84
Retained Earnings	307,369.91
Net Income	144,065.80
Total Equity	1,275,847.74
TOTAL LIABILITIES & EQUITY	1,285,000.97

	Jun 30, 23
ASSETS	
Current Assets	
Checking/Savings	
Town of Bayview Advalorem Bank	454,079.62
Total Checking/Savings	454,079.62
Accounts Receivable	
AD VALOREM TAX(ES)	9,153.23
Total Accounts Receivable	9,153.23
Total Current Assets	463,232.85
Fixed Assets	
BUILDING(S)	
Accumulated Depreciation- BLDG	-6,377.00
BUILDING(S) - Other	43,684.23
Total BUILDING(S)	37,307.23
INFRASTRUCTURE	
Accumulated Depreciation- INFRA	-1,022,700.00
ROAD/BRIDGE-Maint,Repair&Constr	572.48
INFRASTRUCTURE - Other	1,753,166.96
Total INFRASTRUCTURE	731,039.44
LAND	
OFFICE - Land and Building	247.45
LAND - Other	51,987.00
Total LAND	52,234.45
MACHINERY & EQUIPMENT	
Accumulated Depreciation- EQUIP	-876.00
MACHINERY & EQUIPMENT - Other	2,063.00
Total MACHINERY & EQUIPMENT	1,187.00
Total Fixed Assets	821,768.12
TOTAL ASSETS	1,285,000.97
LIABILITIES & EQUITY	
Liabilities	
Current Liabilities	
Other Current Liabilities	
Deferred Revenue	9,153.23
Total Other Current Liabilities	9,153.23
Total Current Liabilities	9,153.23
Total Liabilities	9,153.23
Equity	
NET INVESTMENT of CAPITAL ASSET	819,755.19
Fund Balance	4,656.84
Retained Earnings	307,369.91
Net Income	144,065.80
Total Equity	1,275,847.74
TOTAL LIABILITIES & EQUITY	1,285,000.97

TOWN of BAYVIEW

Ad Valorem

June 30, 2023

need to COLLECT...

25.00%

STATUS INCOME	ANNUAL BUDGET	ACTUAL	DIFFERENCE (\$)	DIFFERENCE (%)
CASH On HAND (FYE 09.30.2022)	\$300,000.00	\$300,000.00		
▼ AD VALOREM TAXES	\$150,000.00	\$142,896.81	(\$7,103.19)	-5%
▲ INTEREST	\$500.00	\$6,959.38	\$6,459.38	1292%
TRANSFER from GENERAL	\$0.00	\$0.00	\$0.00	
▼ TOTAL INCOME	\$450,500.00	\$449,856.19	(\$643.81)	-0.14%

Straight forward SPENDING at...

75.00%

STATUS OPERATING	BUDGET	ACTUAL	DIFFERENCE (\$)	(%) BUDGET SPENT
CAPITAL IMPROVEMENT				
▼ Office Improvements - Land & Building	\$5,000.00	\$1,628.65	\$3,371.35	33%
▼ Road/Bridge -Maint, Repair & Constr	\$437,850.00	\$2,686.49	\$435,163.51	1%
EMERGENCY MANAGEMENT FUND	\$5,000.00	\$0.00	\$5,000.00	0%
▼ TAX ADMINISTRATION FEES (CCAD)	\$1,900.00	\$1,475.25	\$424.75	78%
TWIA INSURANCE	\$750.00	\$0.00	\$750.00	0%
TOTAL EXPENSES	\$450,500.00	\$5,790.39	\$444,709.61	1.29%

TOWN of BAYVIEW

Ad Valorem

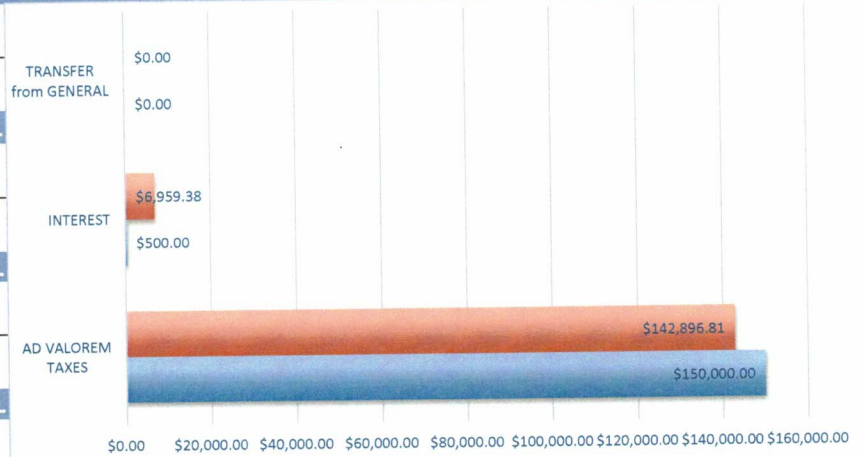
June 30, 2023

INCOME

CASH On HAND (FYE 09.30.2021)

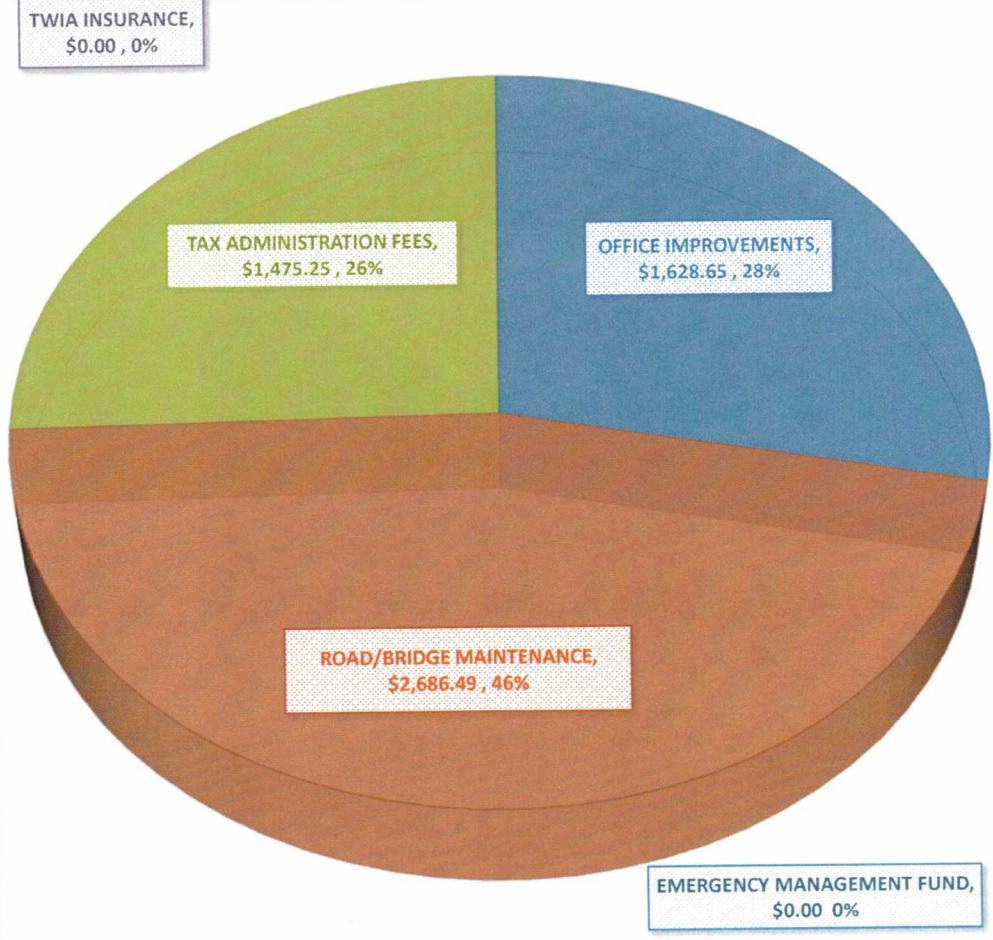
INCOME COMPARISON

	\$300,000.00	\$300,000.00
	\$300,000.00	\$300,000.00
AD VALOREM TAXES	BUDGET	ACTUAL
	\$150,000.00	\$142,896.81
	\$150,000.00	\$142,896.81
INTEREST	BUDGET	ACTUAL
	\$500.00	\$6,959.38
	\$500.00	\$6,959.38
Total Income	BUDGET	ACTUAL
	\$450,500.00	\$449,856.19



EXPENSES

% of Actual Expenses from the Annual Expense Budget



CAPITAL IMPROVEMENTS	
Office Improvements	\$1,628.65
Road/Bridge Maintenance	\$2,686.49
EMERGENCY MANAGEMENT FUND	
	\$0.00
TAX ADMIN. FEES	\$1,475.25
TWIA INSURANCE	\$0.00
	\$ 5,790.39



**Town of Bayview Ad Valorem
Transaction Detail By Account
October 2022 through September 2023**

6:00 PM
07/13/23
Accrual Basis

Type	Date	Num	Name	Memo	Amount	Balance
TAX ADMINISTRATION FEES (CCAD)						
Check	12/15/2022	1255	Cameron Appraisal District		491.75	491.75
Check	03/16/2023	1256	Cameron Appraisal District	Account # 43 / 2Qtr 2023	491.75	983.50
Check	06/16/2023	1259	Cameron Appraisal District	Account # 43 / 3Qtr 2023	491.75	1,475.25
Total TAX ADMINISTRATION FEES (CCAD)					1,475.25	1,475.25
TOTAL					1,475.25	1,475.25

Town of Bayview
Balance Sheet
As of June 30, 2023

	<u>Jun 30, 23</u>
ASSETS	
Current Assets	
Checking/Savings	
BANK	
CARES CoVID-19 ***0544	98,291.91
*FCB General Account ***9381	35,627.75
FCB Emergency Management Account	81,701.92
Total BANK	<u>215,621.58</u>
Total Checking/Savings	215,621.58
Accounts Receivable	
Accounts Receivable	220.75
Total Accounts Receivable	<u>220.75</u>
Total Current Assets	<u>215,842.33</u>
TOTAL ASSETS	<u>215,842.33</u>
LIABILITIES & EQUITY	
Equity	
Fund Balance	208,873.01
Net Income	6,986.02
Total Equity	<u>215,859.03</u>
TOTAL LIABILITIES & EQUITY	<u>215,859.03</u>

TOWN of BAYVIEW

General Fund

June 30, 2023

Need to COLLECT...

25.00%

STATUS	INCOME	ANNUAL BUDGET	ACTUAL	DIFFERENCE (\$)	DIFFERENCE (%)
	CASH On HAND (from FYE 09.30.2022)	\$23,791.25	\$23,791.25	\$0.00	
▼	AEP FRANCHISE TAX	\$13,000.00	\$9,669.60	(\$3,330.40)	-26%
▼	MISC FRANCHISE	\$300.00	\$151.49	(\$148.51)	-50%
▲	TEXAS COMPTROLLER	\$20,000.00	\$27,852.29	\$7,852.29	39%
▲	INTEREST	\$60.00	\$468.63	\$408.63	681%
▲	BUILDING PERMIT FEES	\$18,000.00	\$23,721.50	\$5,721.50	32%
▲	REGISTRATION FEES	\$150.00	\$200.00	\$50.00	33%
▲	MISC. INCOME (Cameron Co. Child Saftey)	\$100.00	\$686.75	\$586.75	587%
▲	TOTAL INCOME	\$75,401.25	\$86,541.51	\$11,140.26	14.8%

Straight forward SPENDING at...

75.00%

STATUS	OPERATING	BUDGET	ACTUAL	DIFFERENCE (\$)	(%) BUDGET SPENT
■	AUDIT	\$9,200.00	\$9,200.00	\$0.00	100%
	BUILDING & STANDARD	\$500.00	\$0.00	\$500.00	0%
▲	DUES / Subscriptions	\$800.00	\$875.47	(\$75.47)	109%
▼	ELECTION EXPENSES	\$2,500.00	\$1,507.43	\$992.57	60%
▼	INSURANCE - TML (Liability, WC)	\$2,400.00	\$1,917.48	\$482.52	80%
▼	LEGAL & PROFESSIONAL	\$4,000.00	\$724.50	\$3,275.50	18%
▼	MAYOR CONTINGENCY FUND	\$300.00	\$97.27	\$202.73	32%
	OFFICE EXPENSES				
▼	Internet (StarLink)	\$1,800.00	\$1,010.00	\$790.00	56%
▼	Office Supplies & Equipment	\$3,000.00	\$1,819.10	\$1,180.90	61%
▼	Postage & Delivery	\$100.00	\$51.81	\$48.19	52%
▼	Telephone	\$900.00	\$773.23	\$126.77	86%
▲	Website Domain (Go Daddy)	\$400.00	\$679.32	(\$279.32)	170%
	PAYROLL EXPENSES				
▼	Secretarial	\$16,000.00	\$11,997.00	\$4,003.00	75%
▼	BookKeeper	\$5,000.00	\$3,744.00	\$1,256.00	75%
▼	Building Inspector	\$20,000.00	\$14,985.00	\$5,015.00	75%
▼	Bldg Inspector Variable 50%	\$1,500.00	\$510.75	\$989.25	34%
▲	OSSF Inspector	\$1,500.00	\$2,700.00	(\$1,200.00)	180%
▼	PAYROLL TAXES (employer portion)	\$3,251.25	\$2,389.81	\$861.44	74%
▼	PUBLIC NOTICES	\$400.00	\$216.00	\$184.00	54%
	UTILITIES				
▼	Electricity	\$1,000.00	\$443.28	\$556.72	44%
▼	Water	\$750.00	\$522.70	\$227.30	70%
	OTHER / MISC. EXPENSES				
▲	Merchant Fees	\$100.00	-\$16.43	\$116.43	-16%
▲	Reimbursement (W Stull)	\$0.00	\$2,500.00	(\$2,500.00)	
	Ad Valorem Expenses	\$0.00	\$0.00	\$0.00	
	TOTAL EXPENSES	\$75,401.25	\$58,647.72	\$16,753.53	77.8%

TOWN of BAYVIEW General Fund

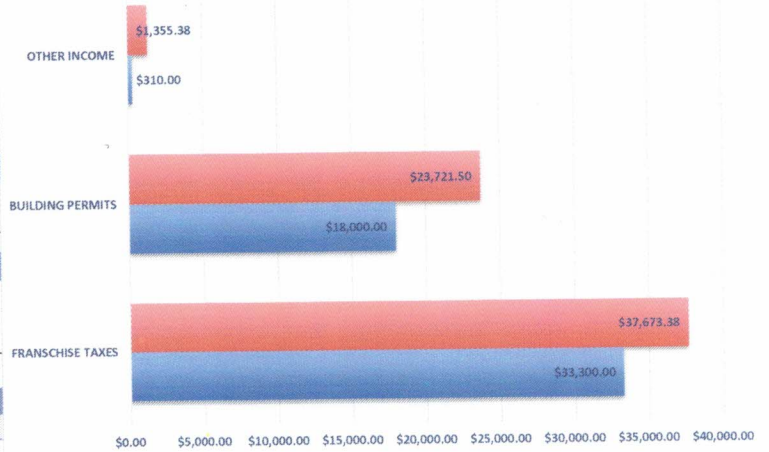
June 30, 2023

INCOME

CASH On HAND (from FYE 09.30.2022)

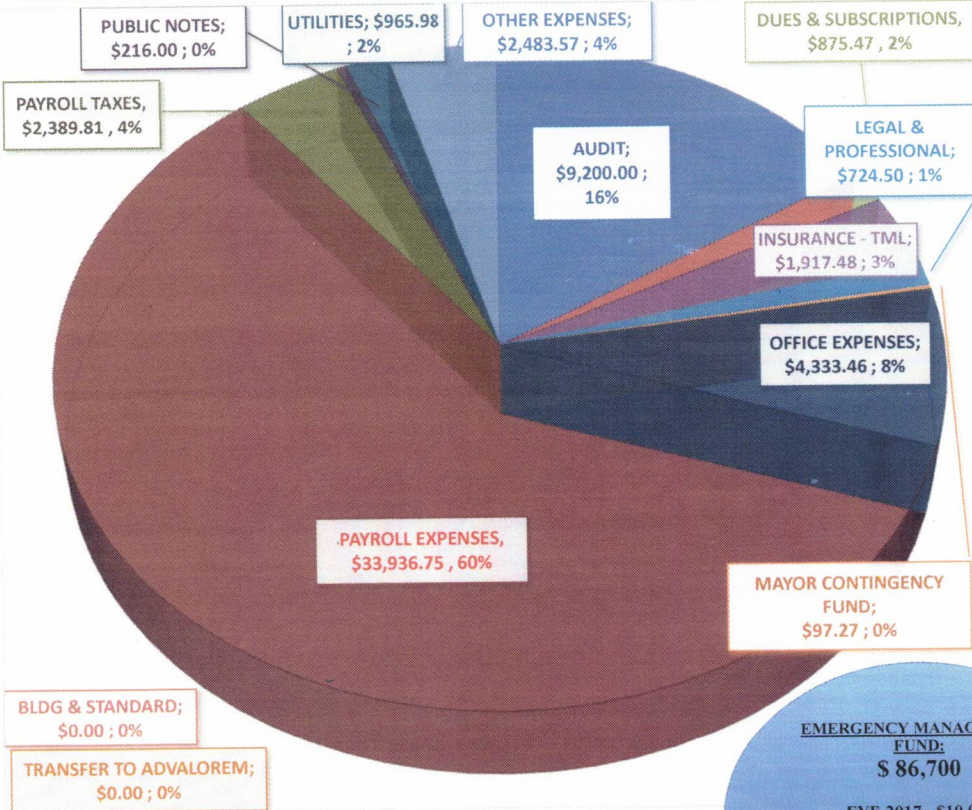
INCOME COMPARISON

	23,791.25	\$23,791.25
	23,791.25	\$23,791.25
	BUDGET	ACTUAL
FRANCHISE TAXES		
AEP	13,000.00	9,669.60
SBC, Verizon, etc	300.00	151.49
Texas Comptroller	20,000.00	27,852.29
	\$33,300.00	\$37,673.38
BUILDING PERMITS		
Building Permits	\$18,000.00	\$21,021.50
OSSF		\$2,700.00
	\$18,000.00	\$23,721.50
OTHER INCOME		
Interest	60.00	468.63
Misc Income (Cameron Co. Child Safety)	100.00	686.75
Registration Fee	150.00	200.00
	\$310.00	\$1,355.38
TOTAL INCOME		
	75,401.25	\$86,541.51



EXPENSES

% of Actual Expenses from the Annual Expense Budget



Audit	9,200.00
Bldg & Standard	0.00
Dues & Subscrip	875.47
Election Expenses	1,507.43
Insurance	1,917.48
Legal & Prof. Fees	724.50
Mayor Contingency Fund	97.27
Office Supplies	
Internet	1,010.00
Office Supplies	1,819.10
Postage & Delivery	51.81
Telephone	773.23
Website Domain	679.32
Payroll Expenses	
Secretarial	11,997.00
Bookkeeping	3,744.00
Bldg Inspector	14,985.00
Bldg. Inspector 50%	510.75
OSSF Inspector	2,700.00
Payroll Taxes	2,389.81
Public Notices	216.00
Utilities	
Electricity	443.28
Water	522.70
Transfer to AdValorem	0.00
Other Expenses	
Merchant Fees	-16.43
Reimbursement	2,500.00
AdValorem Expense	0.00

EMERGENCY MANAGEMENT FUND:
\$ 86,700

FYE 2017 - \$10,000
 FYE 2018 - \$40,000
 FYE 2020 - \$ 5,500
 FYE 2021 - \$21,200
 FYE 2022 - \$ 5,000
 FYE 2023 - \$5,000

\$ 58,647.72

Town of Bayview Ad Valorem Profit & Loss Budget vs. Actual October 2022 through September 2023

	Oct '22 - Sep 23	Budget	\$ Over Budget	% of Budget
Ordinary Income/Expense				
Income				
Ad Valorem Taxes	142,896.81	150,000.00	-7,103.19	95.3%
Interest (from Bank)	6,959.38	500.00	6,459.38	1,391.9%
Cameron County - Child Fund	0.00	0.00	0.00	0.0%
TRANSFER from General Fund	0.00	0.00	0.00	0.0%
Total Income	149,856.19	150,500.00	-643.81	99.6%
Expense				
CAPITAL IMPROVEMENTS				
OFFICE - Land and Building	1,628.65	5,000.00	-3,371.35	32.6%
ROAD/BRIDGE-Maint,Repair&Constr	2,686.49	437,850.00	-435,163.51	0.6%
Total CAPITAL IMPROVEMENTS	4,315.14	442,850.00	-438,534.86	1.0%
EMERGENCY MANAGEMENT FUND	0.00	5,000.00	-5,000.00	0.0%
TAX ADMINISTRATION FEES (CCAD)	1,475.25	1,900.00	-424.75	77.6%
TWIA INSURANCE	0.00	750.00	-750.00	0.0%
Total Expense	5,790.39	450,500.00	-444,709.61	1.3%
Net Ordinary Income	144,065.80	-300,000.00	444,065.80	-48.0%
Net Income	144,065.80	-300,000.00	444,065.80	-48.0%

Town of Bayview Profit & Loss Budget vs. Actual

October 2022 through June 2023

	Oct '22 - Jun 23	Budget	\$ Over Budget	% of Budget
Ordinary Income/Expense				
Income				
**INTEREST on CoVID Relief Fund	1,574.62	0.00	1,574.62	100.0%
CoVID-19 AIDE (Reimbursement)	0.00	0.00	0.00	0.0%
*INTEREST on Emergency Fund	1,308.86	0.00	1,308.86	100.0%
AEP FRANCHISE TAX	9,669.60	9,750.25	-80.65	99.2%
BAYVIEW IRRIGATION REIMBURSE.	0.00	0.00	0.00	0.0%
TEXAS COMPTROLLER - Sales Tax	27,852.29	15,000.50	12,851.79	185.7%
INTEREST	468.63	45.00	423.63	1,041.4%
BUILDING PERMITS / FEES				
Bldg Permit	18,246.50	0.00	18,246.50	100.0%
Bldg Permit for Electrical Work	1,125.00	0.00	1,125.00	100.0%
Bldg Permit - Plumbing	900.00	0.00	900.00	100.0%
OSSF Permit / Inspection	2,700.00	0.00	2,700.00	100.0%
Re-Inspection	750.00	0.00	750.00	100.0%
BUILDING PERMITS / FEES - Other	0.00	16,500.00	-16,500.00	0.0%
Total BUILDING PERMITS / FEES	23,721.50	16,500.00	7,221.50	143.8%
MISC FRANCHISE (ANC,Sage,SWB..)	151.49	225.00	-73.51	67.3%
MISC INCOME	686.75	75.25	611.50	912.6%
REGISTRATION FEES	200.00	125.00	75.00	160.0%
Total Income	65,633.74	41,721.00	23,912.74	157.3%
Gross Profit	65,633.74	41,721.00	23,912.74	157.3%
Expense				
AUDIT	9,200.00	9,200.00	0.00	100.0%
BUILDING & STANDARD Commission	0.00	375.50	-375.50	0.0%
DUES / Subscriptions	875.47	600.50	274.97	145.8%
ELECTION EXPENSE(S)	1,507.43	2,500.00	-992.57	60.3%
INSURANCE - TML	1,917.48	2,400.00	-482.52	79.9%
LEGAL & PROFESSIONAL	724.50	3,001.00	-2,276.50	24.1%
MAYOR CONTINGENCY FUND	97.27	225.00	-127.73	43.2%
OFFICE EXPENSES				
INTERNET (Starlink)	1,010.00	1,350.00	-340.00	74.8%
OFFICE SUPPLIES & EQUIPMENT	1,819.10	2,250.00	-430.90	80.8%
POSTAGE & DELIVERY	51.81	74.25	-22.44	69.8%
TELEPHONE	773.23	675.00	98.23	114.6%
WEBSITE DOMAIN	679.32	297.00	382.32	228.7%
Total OFFICE EXPENSES	4,333.46	4,646.25	-312.79	93.3%
PAYROLL EXPENSES				
Secretarial	11,997.00	11,997.00	0.00	100.0%
BookKeeper	3,744.00	3,744.00	0.00	100.0%
Building Inspector / Flood Plan				
50% Variable	510.75			
Building Inspector / Flood Plan - Other	14,985.00	14,985.00	0.00	100.0%
Total Building Inspector / Flood Plan	15,495.75	14,985.00	510.75	103.4%
OSSF Inspector	2,700.00	1,200.00	1,500.00	225.0%
Total PAYROLL EXPENSES	33,936.75	31,926.00	2,010.75	106.3%
PAYROLL TAXES (Employer)				
Medicare	453.10	462.15	-9.05	98.0%
Social Security	1,936.71	1,976.22	-39.51	98.0%
Total PAYROLL TAXES (Employer)	2,389.81	2,438.37	-48.56	98.0%
PUBLIC NOTICES				
PUBLIC NOTICES	216.00	299.25	-83.25	72.2%
UTILITIES				
ELECTRICITY	443.28	749.25	-305.97	59.2%
WATER	522.70	562.50	-39.80	92.9%
Total UTILITIES	965.98	1,311.75	-345.77	73.6%
TRANSFER to Ad-VALOREM	0.00	0.00	0.00	0.0%
OTHER EXPENSE				
Reimbursement	2,500.00			
Bank Fees	0.00	0.00	0.00	0.0%
Merchant Fee	-16.43	0.00	-16.43	100.0%
OTHER EXPENSE - Other	0.00	75.25	-75.25	0.0%
Total OTHER EXPENSE	2,483.57	75.25	2,408.32	3,300.4%
Total Expense	58,647.72	58,998.87	-351.15	99.4%
Net Ordinary Income	6,986.02	-17,277.87	24,263.89	-40.4%
Other Income/Expense	0.00	0.00	0.00	0.0%
Net Income	6,986.02	-17,277.87	24,263.89	-40.4%

Town of Bayview
Transaction Detail By Account
 October 2022 through June 2023

5:52 PM
 07/13/23
 Accrual Basis

Type	Date	Num	Name	Memo	Amount	Balance
MISC INCOME						
Deposit	10/17/2022	518114	Cameron County	Child Safety	472.09	472.09
Deposit	01/25/2023	28725	Cameron County Ta...	LRP Distribution 2006-2021	1.95	474.04
Deposit	03/27/2023	1935	TEXAS COMPTROL...	TX Treasury Safekeeping Trust / OPIOID Abatement Trust	12.71	486.75
Sales Receipt	05/24/2023		112 Valle Hermoso ...	REPLATTING of Valle Hermosa Subdivision	200.00	686.75
					686.75	686.75
Total MISC INCOME					686.75	686.75
TOTAL						

Town of Bayview
Transaction Detail By Account
 October 2022 through June 2023

5:54 PM
 07/13/23
 Accrual Basis

Type	Date	Num	Name	Memo	Amount	Balance
DUES / Subscriptions						
Check	10/06/2022	ACH	GMASS	Subscription for mass e-mails	19.95	19.95
Check	10/07/2022	ACH	QuickBooks	Invoice #10001184631314	26.45	46.40
Check	11/06/2022	ACH	GMASS	Subscription for mass e-mails	19.95	66.35
Check	11/08/2022	ACH	QuickBooks	QB INTUIT Software Monthly Service	26.45	92.80
Check	12/06/2022	ACH	GMASS	Subscription for mass e-mails	19.95	112.75
Check	12/07/2022	ACH	QuickBooks	QB INTUIT Software Monthly Service	26.45	139.20
Check	01/06/2023	ACH	GMASS	Subscription for mass e-mails	19.95	159.15
Check	01/10/2023	ACH	QuickBooks	QB INTUIT Software Monthly Service	26.45	185.60
Check	02/06/2023	ACH	GMASS	Subscription for mass e-mails	19.95	205.55
Check	02/07/2023	ACH	QuickBooks	Subscription for mass e-mails	26.45	232.00
Check	02/20/2023	ACH	BitDefender	ORDER ID# 204398372	102.59	334.59
Check	03/06/2023	ACH	GMASS	Subscription for mass e-mails	19.95	354.54
Check	03/07/2023	ACH	QuickBooks	QB INTUIT Software Monthly Service	26.45	380.99
Check	04/06/2023	ACH	GMASS	Subscription for mass e-mails	19.95	400.94
Check	04/07/2023	ACH	QuickBooks	QB INTUIT Software Monthly Service	58.19	459.13
Check	05/07/2023	ACH	QuickBooks	QB INTUIT Software Monthly Service	58.19	517.32
Check	05/15/2023	ACH	GMASS	Subscription for mass e-mails	19.95	537.27
Check	06/06/2023	ACH	GMASS	Subscription for mass e-mails	19.95	557.22
Check	06/07/2023	ACH	QuickBooks	QB INTUIT Software Monthly Service	58.19	615.41
Check	06/22/2023	ACH	National Notary Associat...	Order # 7740093 / Notary Package	260.06	875.47
Total DUES / Subscriptions					875.47	875.47
TOTAL					875.47	875.47

Town of Bayview
Transaction Detail By Account
 October 2022 through June 2023

5:55 PM
 07/13/23
 Accrual Basis

Type	Date	Num	Name	Memo	Amount	Balance
OFFICE EXPENSES						
TELEPHONE						
Check	10/25/2022	ACH	LINGO Communications	account #880134	83.92	83.92
Check	11/30/2022	ACH	LINGO Communications	account #880134	85.69	169.61
Check	12/28/2022	ACH	LINGO Communications	Customer # 412365372	85.69	255.30
Check	01/25/2023	ACH	LINGO Communications	Customer # 412365372	86.21	341.51
Check	02/25/2023	ACH	LINGO Communications	Customer # 412365372	86.65	428.16
Check	03/25/2023	ACH	LINGO Communications	Customer # 412365372	86.65	514.81
Check	04/25/2023	ACH	LINGO Communications	Customer # 412365372	86.14	600.95
Check	05/26/2023	ACH	LINGO Communications	Customer # 412365372	86.14	687.09
Check	06/28/2023	ACH	LINGO Communications	Customer # 412365372	86.14	773.23
Total TELEPHONE					773.23	773.23
Total OFFICE EXPENSES					773.23	773.23
TOTAL					773.23	773.23

Town of Bayview
Transaction Detail By Account
 October 2022 through June 2023

5:56 PM
 07/13/23
 Accrual Basis

Type	Date	Num	Name	Memo	Amount	Balance
OFFICE EXPENSES						
WEBSITE DOMAIN						
Check	10/24/2022		GO DADDY	Design Service / Hosting 1 years / Receipt order # 2204056865	39.98	39.98
Check	05/15/2023		GO DADDY	Order #2572333050 / Website Security Premium 1 yr.	383.63	423.61
Check	05/17/2023		GO DADDY	Order #2577153674 / Standard WordPress Design Service 1 yr	255.71	679.32
Total WEBSITE DOMAIN					679.32	679.32
Total OFFICE EXPENSES					679.32	679.32
TOTAL					679.32	679.32

Town of Bayview
Transaction Detail By Account
 October 2022 through June 2023

5:57 PM
 07/13/23
 Accrual Basis

Type	Date	Num	Name	Memo	Amount	Balance
PAYROLL EXPENSES						
OSSF Inspector						
Check	10/20/2022	3301	Gilbert Cisneros	Invoice # 71 / 114 W Toronja (SILVERI)	300.00	300.00
Check	10/20/2022	3301	Gilbert Cisneros	Invoice # 72 / 102 N San Roman (DEATON)	300.00	600.00
Check	11/17/2022	3307	Gilbert Cisneros	Invoice # 75 / 105 Madelyn Rose (BETANCOURT)	300.00	900.00
Check	11/17/2022	3307	Gilbert Cisneros	Invoice # 76 / 102 W Centerline (CISNEOS)	300.00	1,200.00
Check	11/17/2022	3307	Gilbert Cisneros	Invoice # 77 / 100 N Valencia (VALDEZ)	300.00	1,500.00
Check	02/17/2023	3320	Gilbert Cisneros	Invoice # 91 / 109 Red Crown (LEWIS)	300.00	1,800.00
Check	03/16/2023	3324	Gilbert Cisneros	Invoice # 98 / 120 Madelyn Rose (AVALOS)	300.00	2,100.00
Check	05/31/2023	3338	Gilbert Cisneros	Invoice # 102 / 203 Old Port (GUEVARA)	300.00	2,400.00
Check	05/31/2023	3338	Gilbert Cisneros	Invoice # 103 / 103 S San Roman (Girl Scouts of America Camp)	300.00	2,700.00
Total OSSF Inspector					2,700.00	2,700.00
Total PAYROLL EXPENSES					2,700.00	2,700.00
TOTAL					2,700.00	2,700.00