

**Town of Bayview Ad Valorem
Balance Sheet
As of April 30, 2023**

05/14/23

Accrual Basis

	Apr 30, 23
ASSETS	
Current Assets	
Checking/Savings	
Town of Bayview Advalorem Bank	446,542.99
Total Checking/Savings	446,542.99
Accounts Receivable	
AD VALOREM TAX(ES)	9,153.23
Total Accounts Receivable	9,153.23
Total Current Assets	455,696.22
Fixed Assets	
BUILDING(S)	
Accumulated Depreciation- BLDG	-6,377.00
BUILDING(S) - Other	43,684.23
Total BUILDING(S)	37,307.23
INFRASTRUCTURE	
Accumulated Depreciation- INFRA	-1,022,700.00
ROAD/BRIDGE-Maint,Repair&Constr	572.48
INFRASTRUCTURE - Other	1,753,166.96
Total INFRASTRUCTURE	731,039.44
LAND	
OFFICE - Land and Building	247.45
LAND - Other	51,987.00
Total LAND	52,234.45
MACHINERY & EQUIPMENT	
Accumulated Depreciation- EQUIP	-876.00
MACHINERY & EQUIPMENT - Other	2,063.00
Total MACHINERY & EQUIPMENT	1,187.00
Total Fixed Assets	821,768.12
TOTAL ASSETS	1,277,464.34
LIABILITIES & EQUITY	
Liabilities	
Current Liabilities	
Other Current Liabilities	
Deferred Revenue	9,153.23
Total Other Current Liabilities	9,153.23
Total Current Liabilities	9,153.23
Total Liabilities	9,153.23
Equity	
NET INVESTMENT of CAPITAL ASSET	819,755.19
Fund Balance	4,656.84
Retained Earnings	307,369.91
Net Income	136,529.17
Total Equity	1,268,311.11
TOTAL LIABILITIES & EQUITY	1,277,464.34

Town of Bayview Ad Valorem
Balance Sheet
As of April 30, 2023

	Apr 30, 23
ASSETS	
Current Assets	
Checking/Savings	
Town of Bayview Advalorem Bank	446,542.99
Total Checking/Savings	446,542.99
Accounts Receivable	
AD VALOREM TAX(ES)	9,153.23
Total Accounts Receivable	9,153.23
Total Current Assets	455,696.22
Fixed Assets	
BUILDING(S)	37,307.23
INFRASTRUCTURE	731,039.44
LAND	52,234.45
MACHINERY & EQUIPMENT	
Accumulated Depreciation- EQUIP	-876.00
MACHINERY & EQUIPMENT - Other	2,063.00
Total MACHINERY & EQUIPMENT	1,187.00
Total Fixed Assets	821,768.12
TOTAL ASSETS	1,277,464.34
LIABILITIES & EQUITY	
Liabilities	
Current Liabilities	
Other Current Liabilities	
Deferred Revenue	9,153.23
Total Other Current Liabilities	9,153.23
Total Current Liabilities	9,153.23
Total Liabilities	9,153.23
Equity	
NET INVESTMENT of CAPITAL ASSET	819,755.19
Fund Balance	4,656.84
Retained Earnings	307,369.91
Net Income	136,529.17
Total Equity	1,268,311.11
TOTAL LIABILITIES & EQUITY	1,277,464.34

TOWN of BAYVIEW

Ad Valorem

April 30, 2023

need to COLLECT...

41.67%

STATUS INCOME	ANNUAL BUDGET	ACTUAL	DIFFERENCE (\$)	DIFFERENCE (%)
CASH On HAND (FYE 09.30.2022)	\$300,000.00	\$300,000.00		
▼ AD VALOREM TAXES	\$150,000.00	\$136,747.81	(\$13,252.19)	-9%
▲ INTEREST	\$500.00	\$5,021.01	\$4,521.01	904%
TRANSFER from GENERAL	\$0.00	\$0.00	\$0.00	
▼ TOTAL INCOME	\$450,500.00	\$441,768.82	(\$8,731.18)	-1.94%

Straight forward SPENDING at...

58.33%

STATUS OPERATING	BUDGET	ACTUAL	DIFFERENCE (\$)	(%) BUDGET SPENT
CAPITAL IMPROVEMENT				
▼ Office Improvements - Land & Building	\$5,000.00	\$1,628.65	\$3,371.35	33%
▼ Road/Bridge -Maint, Repair & Constr	\$437,850.00	\$2,627.50	\$435,222.50	1%
EMERGENCY MANAGEMENT FUND	\$5,000.00	\$0.00	\$5,000.00	0%
▼ TAX ADMINISTRATION FEES (CCAD)	\$1,900.00	\$983.50	\$916.50	52%
TWIA INSURANCE	\$750.00	\$0.00	\$750.00	0%
TOTAL EXPENSES	\$450,500.00	\$5,239.65	\$445,260.35	1.16%

TOWN of BAYVIEW

Ad Valorem

April 30, 2023

INCOME

CASH On HAND (FYE 09.30.2021)

INCOME COMPARISON

	\$300,000.00	\$300,000.00
	\$300,000.00	\$300,000.00

AD VALOREM TAXES BUDGET ACTUAL

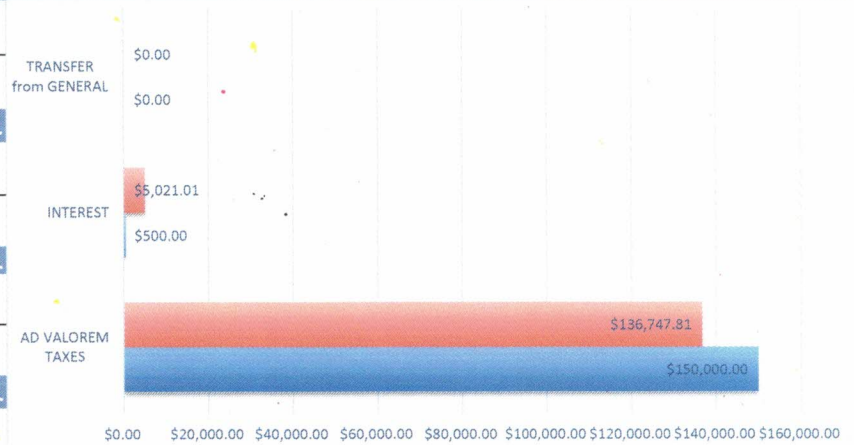
	\$150,000.00	\$136,747.81
	\$150,000.00	\$136,747.81

INTEREST BUDGET ACTUAL

	\$500.00	\$5,021.01
	\$500.00	\$5,021.01

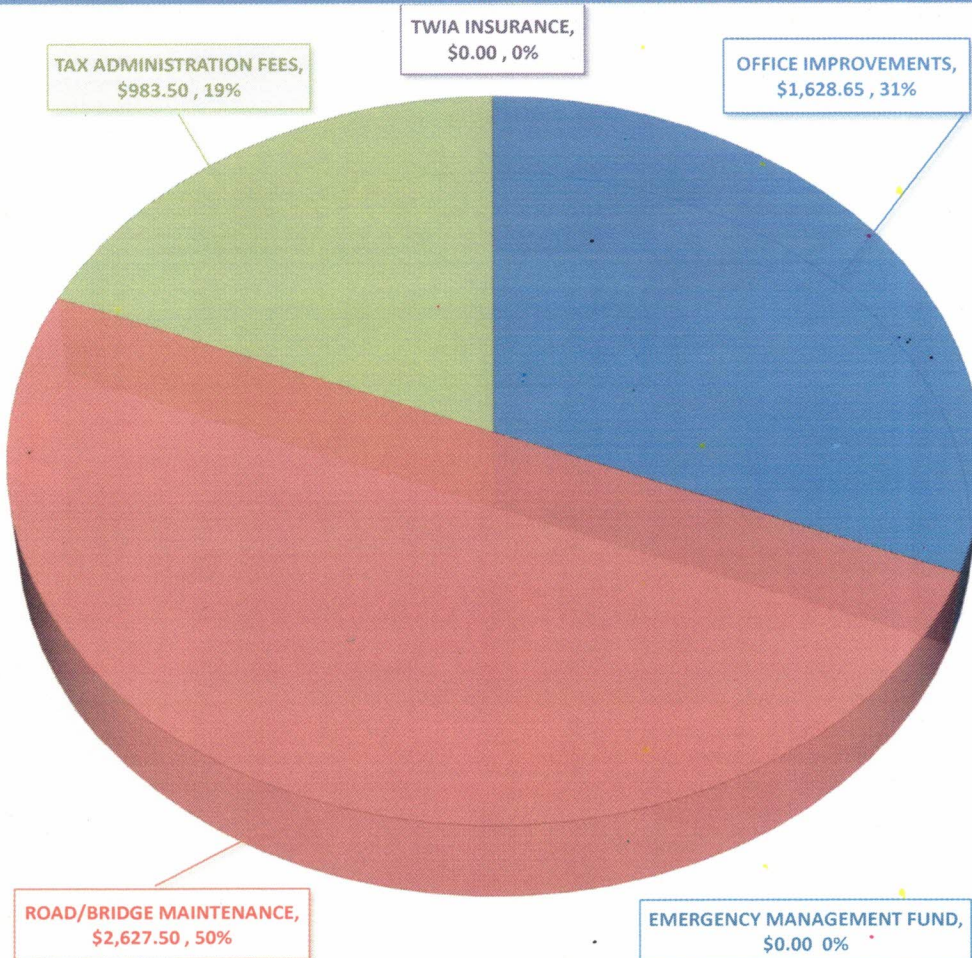
Total Income BUDGET ACTUAL

	\$450,500.00	\$441,768.82
--	--------------	--------------



EXPENSES

% of Actual Expenses from the Annual Expense Budget



CAPITAL IMPROVEMENTS	
Office Improvements	\$1,628.65
Road/Bridge Maintenance	\$2,627.50
EMERGENCY MANAGEMENT FUND	
	\$0.00
TAX ADMIN. FEES	\$983.50
TWIA INSURANCE	\$0.00
Total	\$ 5,239.65



Town of Bayview
Balance Sheet
As of April 30, 2023

	Apr 30, 23
ASSETS	
Current Assets	
Checking/Savings	
BANK	
CARES CoVID-19 ***0544	97,872.49
*FCB General Account ***9381	31,911.84
FCB Emergency Management Account	81,353.28
Total BANK	211,137.61
Total Checking/Savings	211,137.61
Accounts Receivable	
Accounts Receivable	220.75
Total Accounts Receivable	220.75
Total Current Assets	211,358.36
TOTAL ASSETS	211,358.36
LIABILITIES & EQUITY	
Liabilities	
Current Liabilities	
Other Current Liabilities	
PAYROLL LIABILITIES	
Medicare 1.45% (employee)	-0.11
Social Security 6.2% (employee)	0.03
Total PAYROLL LIABILITIES	-0.08
Total Other Current Liabilities	-0.08
Total Current Liabilities	-0.08
Total Liabilities	-0.08
Equity	
Fund Balance	208,673.01
Net Income	2,702.13
Total Equity	211,375.14
TOTAL LIABILITIES & EQUITY	211,375.06

TOWN of BAYVIEW

General Fund

April 30, 2023

Need to COLLECT...

41.67%

STATUS INCOME	ANNUAL BUDGET	ACTUAL	DIFFERENCE (\$)	DIFFERENCE (%)
CASH On HAND (from FYE 09.30.2022)	\$23,791.25	\$23,791.25	\$0.00	
▼ AEP FRANCHISE TAX	\$13,000.00	\$7,669.37	(\$5,330.63)	-41%
▼ MISC FRANCHISE	\$300.00	\$114.73	(\$185.27)	-62%
▲ TEXAS COMPTROLLER	\$20,000.00	\$21,216.92	\$1,216.92	6%
▲ INTEREST	\$60.00	\$310.35	\$250.35	417%
▼ BUILDING PERMIT FEES	\$18,000.00	\$17,827.91	(\$172.09)	-1%
▼ REGISTRATION FEES	\$150.00	\$125.00	(\$25.00)	-17%
▲ MISC. INCOME (Cameron Co. Child Saftey)	\$100.00	\$486.75	\$386.75	387%
▼ TOTAL INCOME	\$75,401.25	\$71,542.28	(\$3,858.97)	-5.1%

Straight forward SPENDING at...

58.33%

STATUS OPERATING	BUDGET	ACTUAL	DIFFERENCE (\$)	(%) BUDGET SPENT
■ AUDIT	\$9,200.00	\$9,200.00	\$0.00	100%
BUILDING & STANDARD	\$500.00	\$0.00	\$500.00	0%
▼ DUES / Subscriptions	\$800.00	\$459.13	\$340.87	57%
ELECTION EXPENSES	\$2,500.00	\$0.00	\$2,500.00	0%
▼ INSURANCE - TML (Liability, WC)	\$2,400.00	\$2,279.48	\$120.52	95%
▼ LEGAL & PROFESSIONAL	\$4,000.00	\$724.50	\$3,275.50	18%
▼ MAYOR CONTINGENCY FUND	\$300.00	\$97.27	\$202.73	32%
OFFICE EXPENSES				
▼ Internet (StarLink)	\$1,800.00	\$770.00	\$1,030.00	43%
▼ Office Supplies & Equipment	\$3,000.00	\$1,645.84	\$1,354.16	55%
▼ Postage & Delivery	\$100.00	\$34.44	\$65.56	34%
▼ Telephone	\$900.00	\$600.95	\$299.05	67%
▼ Website Domain (Go Daddy)	\$400.00	\$39.98	\$360.02	10%
PAYROLL EXPENSES				
▼ Secretarial	\$16,000.00	\$9,331.00	\$6,669.00	58%
▼ BookKeeper	\$5,000.00	\$2,912.00	\$2,088.00	58%
▼ Building Inspector	\$20,000.00	\$11,655.00	\$8,345.00	58%
Bldg Inspector Variable 30%	\$1,500.00	\$0.00	\$1,500.00	0%
▲ OSSF Inspector	\$1,500.00	\$2,100.00	(\$600.00)	140%
▼ PAYROLL TAXES (employer portion)	\$3,251.25	\$1,828.27	\$1,422.98	56%
▼ PUBLIC NOTICES	\$400.00	\$216.00	\$184.00	54%
UTILITIES				
▼ Electricity	\$1,000.00	\$297.93	\$702.07	30%
▼ Water	\$750.00	\$433.26	\$316.74	58%
OTHER / MISC. EXPENSES				
▲ Merchant Fees	\$100.00	-\$19.72	\$119.72	-20%
Bank Fees	\$0.00	\$0.00	\$0.00	
▲ Ad Valorem Expenses	\$0.00	\$58.99	(\$58.99)	
TOTAL EXPENSES	\$75,401.25	\$44,664.32	\$30,736.93	59.2%

TOWN of BAYVIEW General Fund

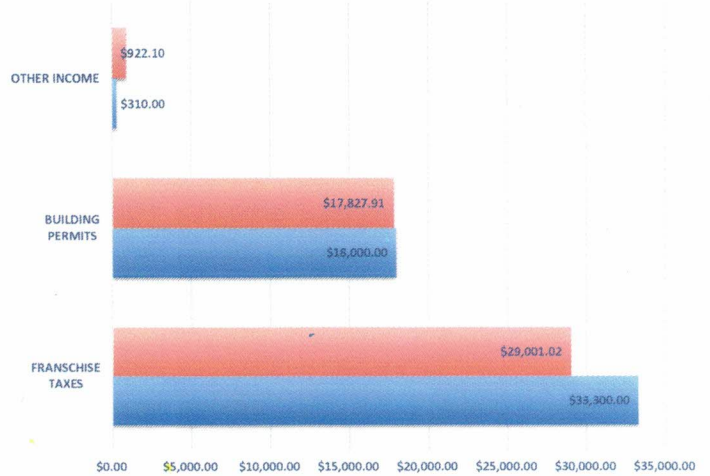
April 30, 2023

INCOME

CASH On HAND (from FYE 09.30.2022)

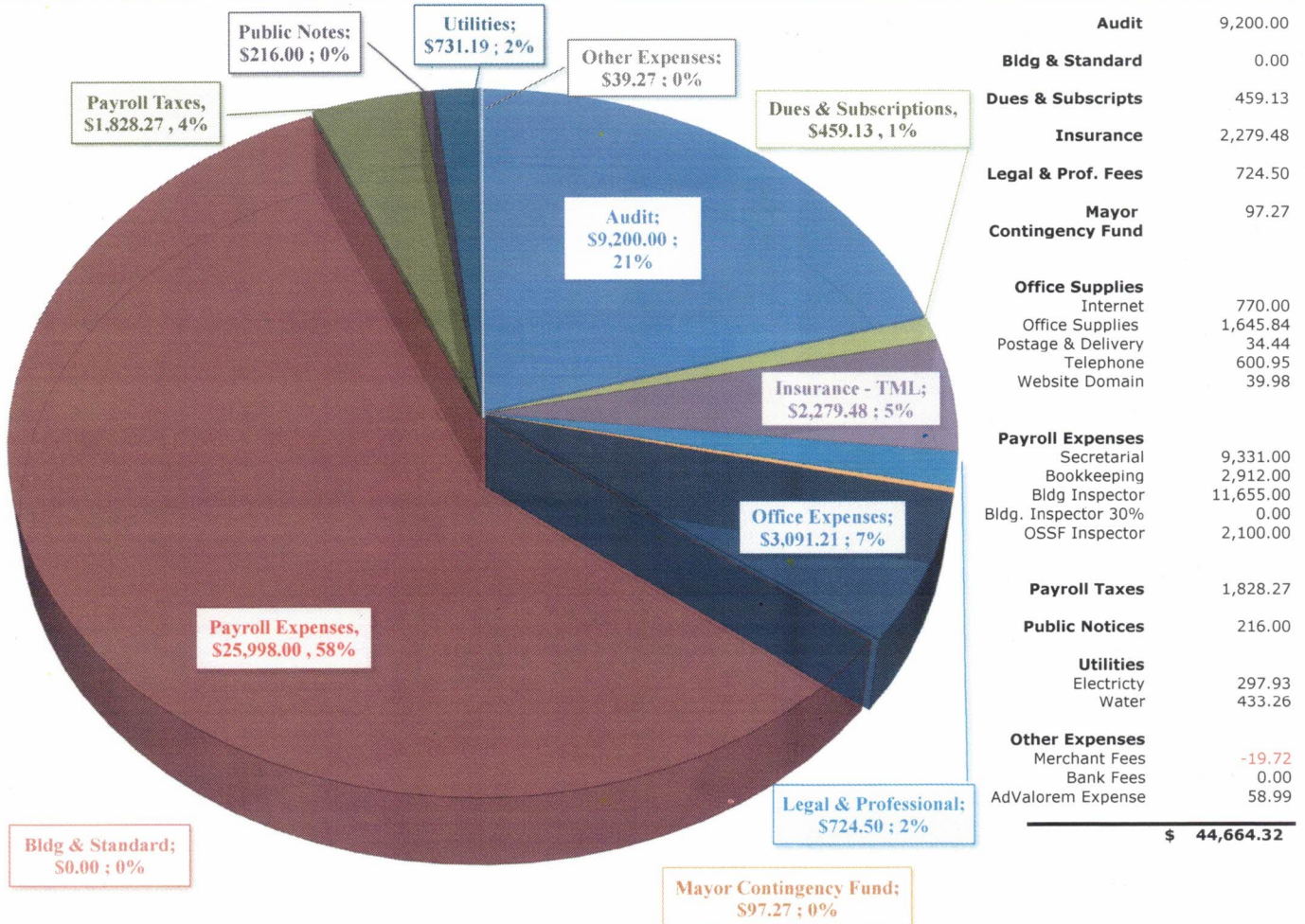
INCOME COMPARISON

	23,791.25	\$23,791.25
	23,791.25	\$23,791.25
FRANCHISE TAXES	BUDGET	ACTUAL
AEP	13,000.00	7,669.37
SBC, Verizon, etc	300.00	114.73
Texas Comptroller	20,000.00	21,216.92
	\$33,300.00	\$29,001.02
BUILDING PERMITS	BUDGET	ACTUAL
Building Permits	\$18,000.00	\$15,727.91
OSSF		\$2,100.00
	\$18,000.00	\$17,827.91
OTHER INCOME	BUDGET	ACTUAL
Interest	60.00	310.35
Misc Income (Cameron Co. Child Safety)	100.00	486.75
Registration Fee	150.00	125.00
	\$310.00	\$922.10
TOTAL INCOME	BUDGET	ACTUAL
	75,401.25	\$71,542.28



EXPENSES

% of Actual Expenses from the Annual Expense Budget



Audit	9,200.00
Bldg & Standard	0.00
Dues & Subscrip	459.13
Insurance	2,279.48
Legal & Prof. Fees	724.50
Mayor Contingency Fund	97.27
Office Supplies	
Internet	770.00
Office Supplies	1,645.84
Postage & Delivery	34.44
Telephone	600.95
Website Domain	39.98
Payroll Expenses	
Secretarial	9,331.00
Bookkeeping	2,912.00
Bldg Inspector	11,655.00
Bldg. Inspector 30%	0.00
OSSF Inspector	2,100.00
Payroll Taxes	1,828.27
Public Notices	216.00
Utilities	
Electricity	297.93
Water	433.26
Other Expenses	
Merchant Fees	-19.72
Bank Fees	0.00
AdValorem Expense	58.99
Total	\$ 44,664.32

Town of Bayview
Transaction Detail By Account
 October 2022 through April 2023

6:16 PM
 05/14/23
 Accrual Basis

Type	Date	Num	Name	Memo	Amount	Balance
OFFICE EXPENSES						
TELEPHONE						
Check	10/25/2022	ACH	LINGO Communicat...	account #880134	83.92	83.92
Check	11/30/2022	ACH	LINGO Communicat...	account #880134	85.69	169.61
Check	12/28/2022	ACH	LINGO Communicat...	Customer # 412365372	85.69	255.30
Check	01/25/2023	ACH	LINGO Communicat...	Customer # 412365372	86.21	341.51
Check	02/25/2023	ACH	LINGO Communicat...	Customer # 412365372	86.65	428.16
Check	03/25/2023	ACH	LINGO Communicat...	Customer # 412365372	86.65	514.81
Check	04/25/2023	ACH	LINGO Communicat...	Customer # 412365372	86.14	600.95
Total TELEPHONE					600.95	600.95
Total OFFICE EXPENSES					600.95	600.95
TOTAL					600.95	600.95

Town of Bayview
Transaction Detail By Account
October 2022 through April 2023

6:20 PM
05/14/23
Accrual Basis

Type	Date	Num	Name	Memo	Amount	Balance
PAYROLL EXPENSES						
OSSF Inspector						
Check	10/20/2022	3301	Gilbert Cisneros	Invoice # 71 / 114 W Toronja (SILVERI)	300.00	300.00
Check	10/20/2022	3301	Gilbert Cisneros	Invoice # 72 / 102 N San Roman (DEATON)	300.00	600.00
Check	11/17/2022	3307	Gilbert Cisneros	Invoice # 75 / 105 Madelyn Rose (BETANCOURT)	300.00	900.00
Check	11/17/2022	3307	Gilbert Cisneros	Invoice # 76 / 102 W Centerline (CISNEOS)	300.00	1,200.00
Check	11/17/2022	3307	Gilbert Cisneros	Invoice # 77 / 100 N. Valencia (VALDEZ)	300.00	1,500.00
Check	02/17/2023	3320	Gilbert Cisneros	Invoice # 91 / 109 Red Crown (LEWIS)	300.00	1,800.00
Check	03/16/2023	3324	Gilbert Cisneros	Invoice # 98 / 120 Madelyn Rose (AVALOS)	300.00	2,100.00
Total OSSF Inspector					2,100.00	2,100.00
Total PAYROLL EXPENSES					2,100.00	2,100.00
TOTAL					2,100.00	2,100.00

Town of Bayview
Transaction Detail By Account
 October 2022 through April 2023

6:18 PM
 05/14/23
 Accrual Basis

Type	Date	Num	Name	Memo	Amount	Balance
AD-VALOREM EXPENSES						
CAPITAL IMPROVEMENT						
ROAD/BRIDGE - Repair & Constr.						
Check	01/10/2023		Amazon	Order # 113-1543742-0548263 / Road Signage (Stop Signs)	73.99	73.99
Check	01/24/2023		Amazon	Order # 113-1206632-8151429 / Road Signage (Dead End Sign)	53.51	127.50
Check	03/20/2023		Amazon	Order # 114-7558621-4422639 / Road Signage (Caution Sign)	58.99	186.49
Deposit	03/28/2023		TOWN of BAYVIE...	FEB 2023: for Road Signs	-127.50	58.99
Total ROAD/BRIDGE - Repair & Constr.					58.99	58.99
Total CAPITAL IMPROVEMENT					58.99	58.99
Total AD-VALOREM EXPENSES					58.99	58.99
TOTAL					58.99	58.99