

Town of Bayview Ad Valorem
Balance Sheet
As of March 31, 2018

	<u>Mar 31, 18</u>
ASSETS	
Current Assets	
Checking/Savings	
Town of Bayview Advalorem Bank	148,368.24
Total Checking/Savings	<u>148,368.24</u>
Accounts Receivable	
Ad Valorem Tax	6,665.98
Total Accounts Receivable	<u>6,665.98</u>
Total Current Assets	<u>155,034.22</u>
TOTAL ASSETS	<u><u>155,034.22</u></u>
LIABILITIES & EQUITY	
Liabilities	
Current Liabilities	
Other Current Liabilities	
Deferred Revenue	6,756.00
Total Other Current Liabilities	<u>6,756.00</u>
Total Current Liabilities	<u>6,756.00</u>
Total Liabilities	6,756.00
Equity	
Fund Balance	11,322.75
Retained Earnings	79,079.57
Net Income	57,875.90
Total Equity	<u>148,278.22</u>
TOTAL LIABILITIES & EQUITY	<u><u>155,034.22</u></u>

TOWN of BAYVIEW

Ad Valorem

March 31, 2018

need to COLLECT...

-50.00%

STATUS INCOME	ANNUAL BUDGET	ACTUAL	DIFFERENCE (\$)	DIFFERENCE (%)
▼\$ AD VALOREM TAXES	\$116,927.00	\$113,528.62	(\$3,398.38)	-3%
▼\$ INTEREST	\$13.00	\$11.78	(\$1.22)	-9%
OTHER INCOME	\$0.00	\$0.00	\$0.00	
▼\$ TOTAL INCOME	\$116,940.00	\$113,540.40	(\$3,399.60)	-3%

Straight forward SPENDING at...

50.00%

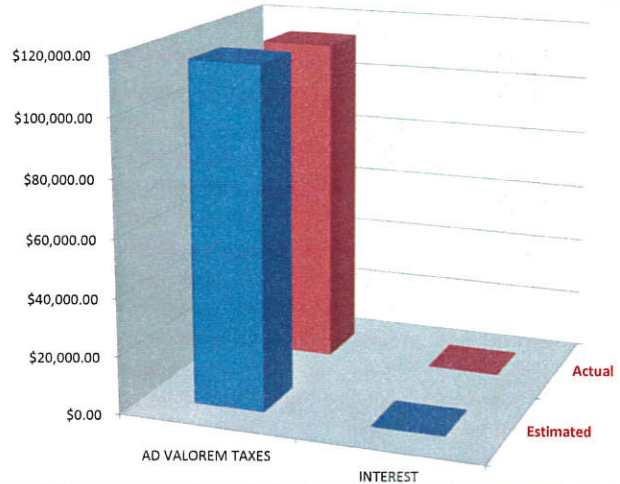
STATUS OPERATING	BUDGET	ACTUAL	DIFFERENCE (\$)	(%) BUDGET SPENT
CAPITAL IMPROVEMENT				
▣\$ Emergency Management Fund	\$40,000.00	\$40,000.00	\$0.00	100%
▼\$ Road/Bridge -Maint, Repair & Constr	\$62,915.00	\$4,950.00	\$57,965.00	8%
▼\$ TAX ADMINISTRATION FEES (CCAD)	\$1,408.00	\$714.50	\$693.50	51%
TRANSFER to GENERAL ACCOUNT	\$12,250.00		\$12,250.00	0%
TWIA INSURANCE	\$367.00		\$367.00	0%
OTHER EXPENSES	\$0		\$0.00	0%
TOTAL EXPENSES	\$116,940.00	\$45,664.50	\$71,275.50	39%

TOWN of BAYVIEW Ad Valorem

March 31, 2018

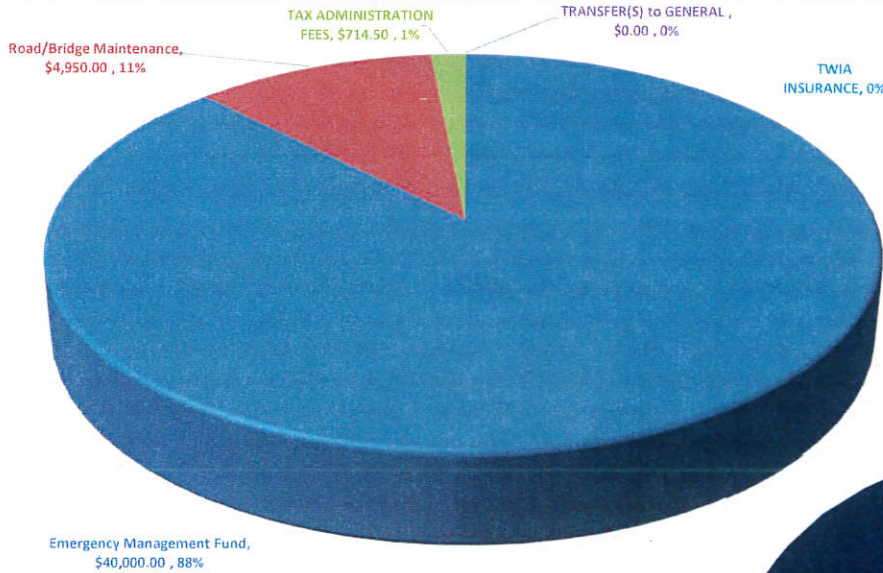
INCOME

AD VALOREM TAXES	BUDGET	ACTUAL
	\$116,927.00	\$113,528.62
	\$116,927.00	\$113,528.62
INTEREST		
	\$13.00	\$11.78
	\$13.00	\$11.78
Total Income	BUDGET	ACTUAL
	\$116,940.00	\$113,540.40



EXPENSES

% of Actual Expenses from the Annual Budget



CAPITAL IMPROVEMENTS	
Emergency Management Fund	\$40,000.00
Road/Bridge Maintenance	\$4,950.00
TAX ADMIN. FEES	\$714.50
TRANSFER(S) to GENERAL	\$0.00
TWIA INSURANCE	\$0.00
Total	\$ 45,664.50



Town of Bayview
Balance Sheet
As of March 31, 2018

	<u>Mar 31, 18</u>
ASSETS	
Current Assets	
Checking/Savings	
BANK	
*FCB General Account	28,294.53
FCB Emergency Management Accoun	50,018.43
Total BANK	<u>78,312.96</u>
Total Checking/Savings	<u>78,312.96</u>
Total Current Assets	<u>78,312.96</u>
TOTAL ASSETS	<u><u>78,312.96</u></u>
LIABILITIES & EQUITY	
Equity	
Fund Balance	25,032.59
Net Income	53,280.37
Total Equity	<u>78,312.96</u>
TOTAL LIABILITIES & EQUITY	<u><u>78,312.96</u></u>

TOWN of BAYVIEW

General Fund

March 31, 2018

Need to COLLECT...

50.00%

STATUS INCOME	ANNUAL BUDGET	ACTUAL	DIFFERENCE (\$)	DIFFERENCE (%)
—\$ BALANCE FORWARD (FYE 09.30.2017)	\$8,398.00	\$8,398.00		
▼\$ AEP FRANCHISE TAX	\$12,000.00	\$6,643.02	(\$5,356.98)	-45%
▼\$ MISC FRANCHISE	\$700.00	\$267.72	(\$432.28)	-62%
▼\$ TEXAS COMPTROLLER	\$7,500.00	\$6,332.88	(\$1,167.12)	-16%
▲\$ INTEREST	\$2.00	\$2.94	\$0.94	47%
TRANSFER from Ad Valorem	\$12,250.00		(\$12,250.00)	-100%
▲\$ BUILDING PERMIT FEES	\$8,500.00	\$10,083.85	\$1,583.85	19%
FINES & FEES (Bldg & Standards)	\$500.00		(\$500.00)	-100%
▼\$ MISC INCOME	\$50.00	\$46.00	(\$4.00)	-8%
PLAT INSPECTION	\$200.00		(\$200.00)	-100%
▼\$ REGISTRATION FEES	\$1,200.00	\$225.00	(\$975.00)	-81%
OTHER INCOME	\$0.00	\$0.00		
▼\$ TOTAL INCOME	\$51,300.00	\$31,999.41	(\$19,300.59)	37.62%

Straight forward SPENDING at...

50.00%

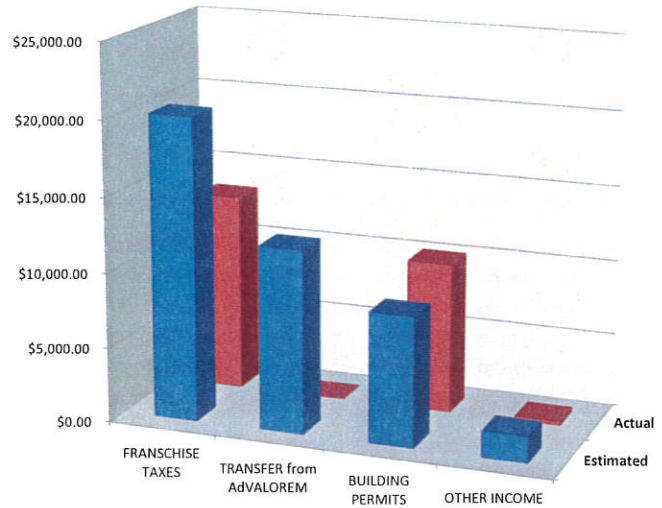
STATUS OPERATING	BUDGET	ACTUAL	DIFFERENCE (\$)	(%) BUDGET SPENT
AUDIT	\$6,000.00		\$6,000.00	0%
BUILDING & STANDARD	\$1,200.00		\$1,200.00	0%
▲\$ DUES / Subscriptions	\$700.00	\$778.43	(\$78.43)	111%
▼\$ INSURANCE - TML (Liability, WC)	\$1,900.00	\$1,665.02	\$234.98	88%
▼\$ LEGAL & PROFESSIONAL	\$7,000.00	\$609.11	\$6,390.89	9%
▼\$ MAYOR CONTINGENCY FUND	\$500.00	\$350.00	\$150.00	70%
OFFICE EXPENSES				
▼\$ Fax	\$50.00	\$41.70	\$8.30	83%
▼\$ Internet (Exede)	\$850.00	\$340.02	\$509.98	40%
▲\$ Office Supplies	\$700.00	\$758.77	(\$58.77)	108%
Postage & Delivery	\$150.00		\$150.00	0%
▼\$ Telephone	\$700.00	\$315.08	\$384.92	45%
▼\$ Website Domain (HostGator)	\$225.00	\$87.80	\$137.20	39%
PAYROLL EXPENSES				
▼\$ Secretarial	\$13,350.00	\$5,659.50	\$7,690.50	42%
▼\$ BookKeeper	\$4,200.00	\$2,100.00	\$2,100.00	50%
▼\$ Building Inspector	\$10,000.00	\$5,099.98	\$4,900.02	51%
▼\$ OSSF Inspector	\$225.00	\$75.00	\$150.00	33%
▼\$ PAYROLL TAXES (Employer)	\$2,320.00	\$985.79	\$1,334.21	42%
▲\$ PUBLIC NOTICES	\$350.00	\$378.00	(\$28.00)	108%
UTILITIES				
▼\$ Electricity	\$480.00	\$299.50	\$180.50	62%
▼\$ Water	\$400.00	\$360.75	\$39.25	90%
▲\$ OTHER EXPENSES: AdValorem Expense	\$0.00	\$421.00	(\$421.00)	0%
TOTAL EXPENSES	\$51,300.00	\$20,325.45	\$30,974.55	40%

TOWN of BAYVIEW General Fund

March 31, 2018

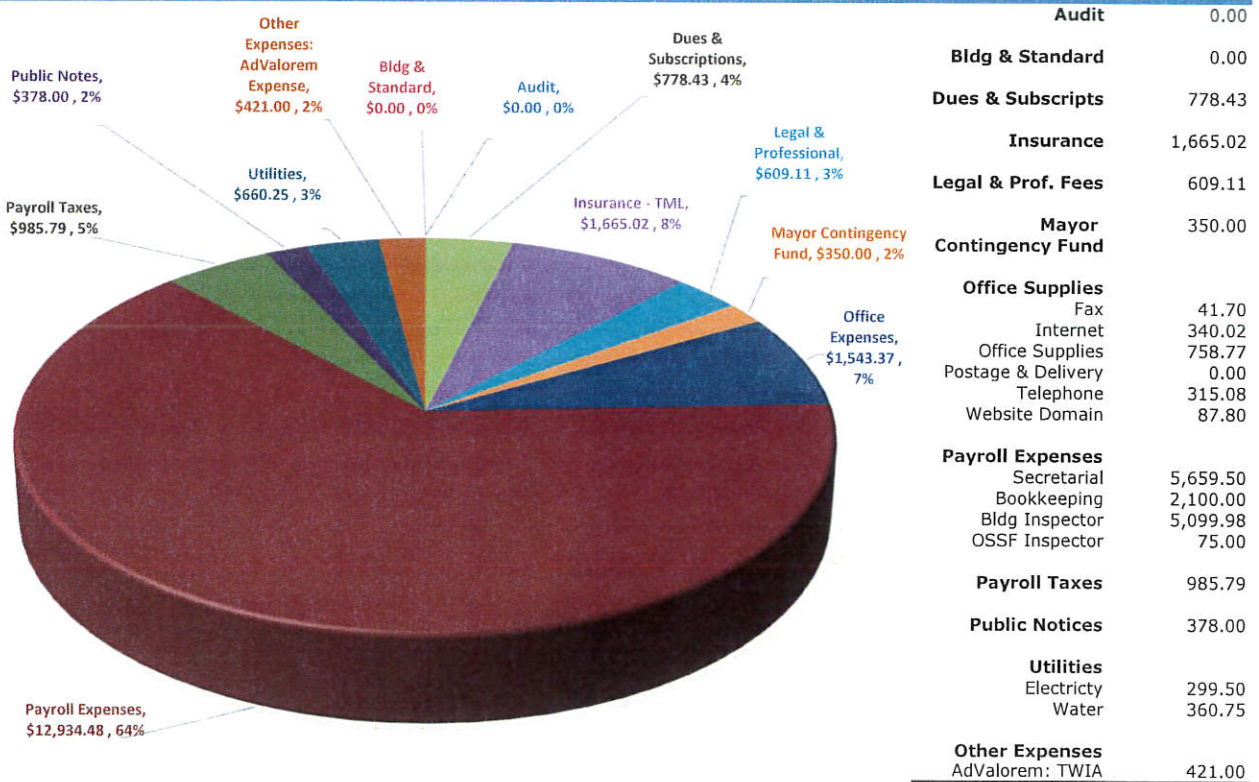
INCOME

BALANCE FORWARD (FYE: 09.30.217)		
BALANCE FORWARD	8,398.00	\$8,398.00
	\$8,398.00	\$8,398.00
FRANCHISE TAXES	BUDGET	ACTUAL
AEP	12,000.00	6,643.02
SBC, Verizon, etc	700.00	267.72
Texas Comptroller	7,500.00	6,332.88
	20,200.00	\$13,243.62
TRANSFER from AdVALOREM		
Transfer(s)	12,250.00	-
	\$12,250.00	\$0.00
BUILDING PERMITS		
	\$8,700.00	\$10,083.85
	8,700.00	\$10,083.85
OTHER INCOME		
Interest	2.00	2.94
Fines & Fees	500.00	-
Misc Income	50.00	46.00
Registration Fee	1,200.00	225.00
Other Income	-	-
	1,752.00	273.94
TOTAL INCOME	BUDGET	ACTUAL
	\$51,300.00	\$31,999.41



EXPENSES

% of Actual Expenses from the Annual Expense Budget



Audit	0.00
Bldg & Standard	0.00
Dues & Subscripts	778.43
Insurance	1,665.02
Legal & Prof. Fees	609.11
Mayor Contingency Fund	350.00
Office Supplies	
Fax	41.70
Internet	340.02
Office Supplies	758.77
Postage & Delivery	0.00
Telephone	315.08
Website Domain	87.80
Payroll Expenses	
Secretarial	5,659.50
Bookkeeping	2,100.00
Bldg Inspector	5,099.98
OSSF Inspector	75.00
Payroll Taxes	985.79
Public Notices	378.00
Utilities	
Electricity	299.50
Water	360.75
Other Expenses	
AdValorem: TWIA	421.00

\$ 20,325.45

Transaction Detail By Account

Customize Report Share Template Memorize Print E-mail Excel Hide Header Refresh

Dates Custom From 10/01/2017 To 09/30/2018 Total By Account list Sort By Default

1:21 PM
04/02/18
Town of Bayview
Transaction Detail By Account
October 2017 through September 2018

Type	Date	Num	Name	Memo	Amount	Balance
DUES / Subscriptions						
Check	01/19/2018	2974	TML - Texas Municipal League	FYE 2017/2018	563.00	563.00
Check	02/15/2018	2981	Thomson Reuters Business	invoice # 0937335684	73.00	636.00
Check	03/25/2018	2992	LRGVDC Lower RioGrandeValley Deve...	Pro Rate Regional Contributions for Communicati...	7.43	643.43
Check	03/25/2018	2993	International Code Council	Code Book	135.00	778.43
Total DUES / Subscriptions					778.43	778.43
TOTAL					778.43	778.43

Accrual Basis October 1, 2017 through April 2, 2018

Type	Date	Num	Name	Memo	Account	Amount	Balance
Oct 1, '17 - Apr 2, 18							
Check	10/08/2017	ACH	Internetfaxservice	INTERNET FAX SERVICE	FAX	6.95	6.95
Check	11/08/2017	ACH	Internetfaxservice	INTERNET FAX SERVICE	FAX	6.95	13.90
Check	12/08/2017	ACH	Internetfaxservice	INTERNET FAX SERVICE	FAX	6.95	20.85
Check	01/08/2018	ACH	Internetfaxservice	INTERNET FAX SERVICE	FAX	6.95	27.80
Check	02/08/2018	ACH	Internetfaxservice	INTERNET FAX SERVICE	FAX	6.95	34.75
Check	03/08/2018	ACH	Internetfaxservice	INTERNET FAX SERVICE	FAX	6.95	41.70
Oct 1, '17 - Apr 2, 18						41.70	41.70

Accrual Basis October 2017 through September 2018

Type	Date	Num	Name	Memo	Amount	Balance
OFFICE EXPENSES						
OFFICE SUPPLIES						
Check	10/03/2017		Staples	label maker, tape, batteries, sheet protectors	81.99	81.99
Check	10/03/2017		Staples	kleenex	6.47	88.46
Check	10/09/2017		Staples	Toner & Color Laser	292.25	380.71
Check	10/12/2017		Staples		74.68	455.39
Check	12/26/2017		Staples	Copy Paper & Printer Cartridge	114.72	570.11
Check	01/19/2018	2976	Personnel Concepts	Federal Compliance posters	20.90	591.01
Check	02/15/2018		Staples	Staples, Dividers, and Label Tape	59.52	650.53
Check	03/27/2018		MicroSoft Store	Software	108.24	758.77
Total OFFICE SUPPLIES					758.77	758.77
Total OFFICE EXPENSES					758.77	758.77

Transaction Detail By Account

Customize Report Share Template Memorize Print E-mail Excel Hide Header Refresh

Dates Custom From 10/01/2017 To 09/30/2018 Total By Account list Sort By Default

1:26 PM
04/02/18
Town of Bayview
Transaction Detail By Account
October 2017 through September 2018

Type	Date	Num	Name	Memo	Amount	Balance
UTILITIES						
WATER						
Check	10/02/2017	ACH	East Rio Hondo Water Supply Corp	confirmation #57204267	39.20	39.20
Check	11/05/2017	ACH	East Rio Hondo Water Supply Corp		39.20	78.40
Check	12/05/2017	ACH	East Rio Hondo Water Supply Corp		39.20	117.60
Check	01/19/2018	2977	Bayview Irrigation District		181.00	298.60
Check	02/01/2018	ACH	East Rio Hondo Water Supply Corp	Jan & Feb	83.40	382.00
Check	02/28/2018	ACH	East Rio Hondo Water Supply Corp		39.20	321.55
Check	03/30/2018	ACH	East Rio Hondo Water Supply Corp	confirmation # 62042157	39.20	360.75
Total WATER					360.75	360.75
Total UTILITIES					360.75	360.75
TOTAL					360.75	360.75

Accrual Basis October 2017 through September 2018

Type	Date	Num	Name	Memo	Amount	Balance
UTILITIES						
ELECTRICITY						
Check	10/27/2017	ACH	GEXA Energy	ELECTRICITY	129.21	129.21
Check	11/27/2017	ACH	GEXA Energy	ELECTRICITY	43.35	172.56
Check	12/27/2017	ACH	GEXA Energy	ELECTRICITY	40.24	212.80
Check	01/25/2018	ACH	GEXA Energy	ELECTRICITY	28.19	240.99
Check	02/28/2018	ACH	GEXA Energy	ELECTRICITY	23.11	264.10
Check	03/30/2018	ACH	GEXA Energy	ELECTRICITY	35.40	299.50
Total ELECTRICITY					299.50	299.50
Total UTILITIES					299.50	299.50
TOTAL					299.50	299.50

Accrual Basis October 2017 through September 2018

Type	Date	Num	Name	Memo	Amount	Balance
PUBLIC NOTICES						
Check	11/29/2017	2969	Los Fresnos News	invoice #080717012	63.00	63.00
Check	11/29/2017	2969	Los Fresnos News	invoice #080717013	105.00	168.00
Check	11/29/2017	2969	Los Fresnos News	invoice #080717022	105.00	273.00
Check	02/15/2018	2983	Los Fresnos News	invoice #122217045	105.00	378.00
Total PUBLIC NOTICES					378.00	378.00
TOTAL					378.00	378.00